# Rental Projections Pro Forma Summary

8169 White Sands Blvd

**Total Projected Gross Revenue:** **$207,208** (From $168,000 to $251,000 based on market conditions and pricing)

**Total Projected NET proceeds:** **$169,911** (From $138,000 to $206,000 based on market conditions, pricing, and net of 18% commission)

| Total Projected Nights Rented | Total Days Owner Enjoyment | Occupancy | Average Nightly Rate |
|---|---|---|---|
| 189 | 0 | 52% | $1,096 |

## Total Projected Gross Revenue: $207,208

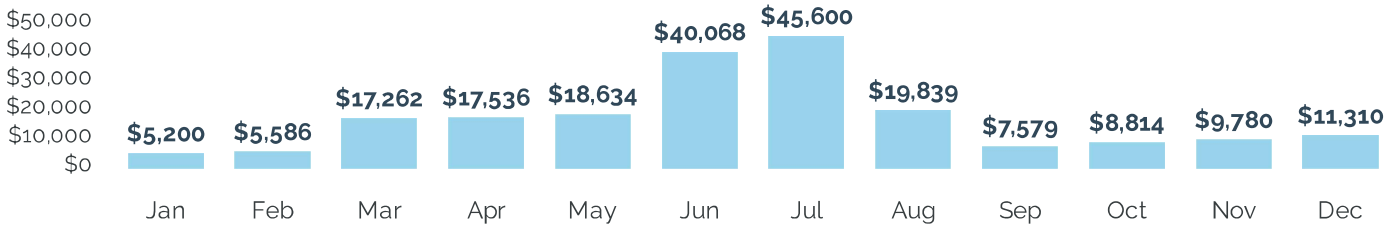


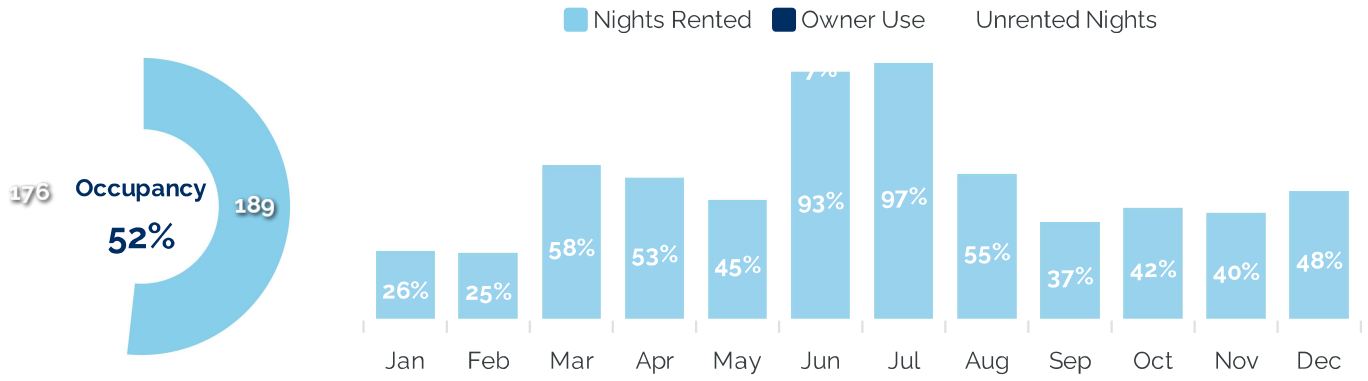


## Average Nightly Rate: $1,096

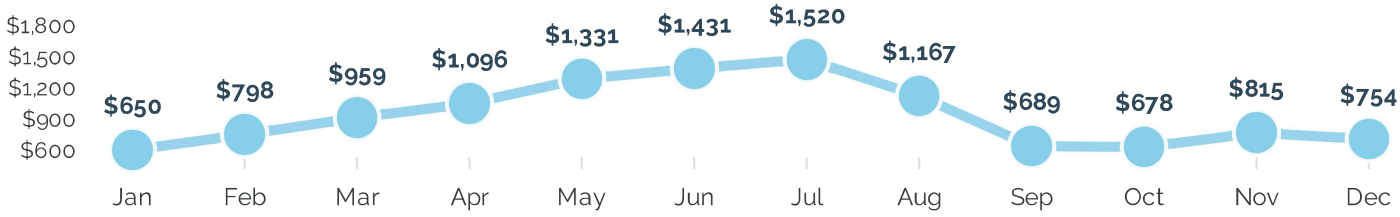


## Rental Projections Prepared By


**Bridget Sloan**

bsloan@bluemoonvacationrentals.com

850-204-3820

https://www.bluemoonvacationrentals.com/


**May 12, 2026**

## Sensitivity Analysis

| Average Nightly Rate | Nights Rented: 80% | 90% | 100% | 110% | 120% |
|---|---|---|---|---|---|
| *80%* | $132,613 | $149,190 | $165,766 | $182,343 | $198,920 |
| *90%* | $149,190 | **$167,838** | **$186,487** | **$205,136** | $223,785 |
| *100%* | $165,766 | **$186,487** | **$207,208** | **$227,929** | $248,650 |
| *110%* | $182,343 | **$205,136** | **$227,929** | **$250,722** | $273,515 |
| *120%* | $198,920 | $223,785 | $248,650 | $273,515 | $298,380 |

© Rentalz.com